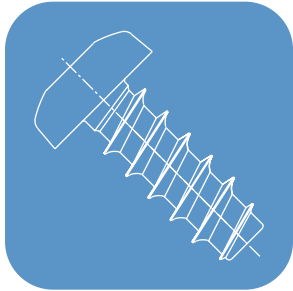
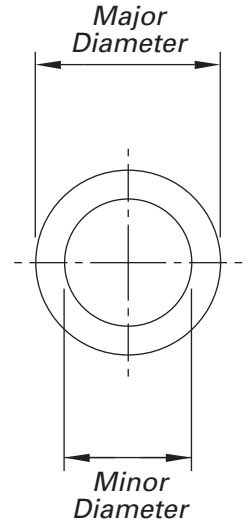
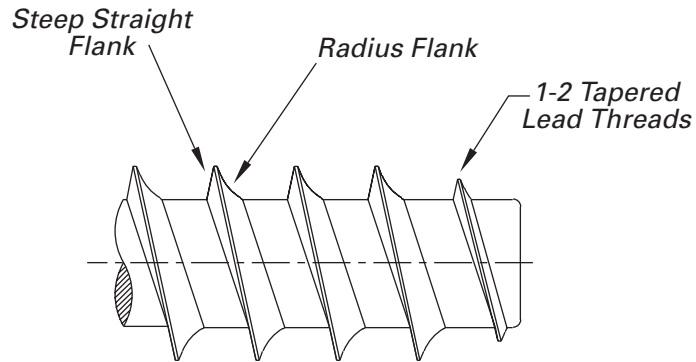


REMFORM® Fasteners

Screw Dimensions



REMFORM® Screws



Metric Series

SIZE mm	PITCH mm	MAJOR DIA.		MINOR DIA. Min.
		Max.	Min.	
1.0	0.55	1.05	1.00	0.65
1.2	0.65	1.25	1.20	0.75
1.4	0.75	1.45	1.40	0.85
1.6	0.85	1.70	1.60	0.96
1.8	0.85	1.90	1.80	1.16
2.0	1.00	2.10	2.00	1.17
2.5	1.15	2.60	2.50	1.48
3.0	1.35	3.10	3.00	1.90
3.5	1.55	3.60	3.50	2.22
4.0	1.75	4.10	4.00	2.55
4.5	2.00	4.60	4.50	2.87
5.0	2.25	5.15	5.00	3.19
6.0	2.65	6.15	6.00	3.84
7.0	3.10	7.15	7.00	4.48
8.0	3.50	8.15	8.00	5.12
10.0	4.50	10.15	10.00	6.40

Dimensions in mm

Inch Series

SIZE	PITCH TPI	MAJOR DIA.		MINOR DIA. Min.
		Max.	Min.	
2	20	0.088	0.084	0.049
4	18	0.114	0.110	0.066
6	16	0.139	0.135	0.084
8	15	0.167	0.161	0.100
10	13	0.193	0.187	0.122
12	11	0.218	0.212	0.144
1/4	10	0.253	0.247	0.157
5/16	8	0.316	0.309	0.195

Dimensions in inches

REMFORM® Fasteners

Hole Size Guidelines for Plastics

MATERIAL TYPE	A ENGAGEMENT DEPTH X Nominal Dia.		B BOSS DIA. X Nominal Dia.	C COUNTERBORE DEPTH X Pitch	D HOLE DIA. X Nominal Dia.
	Minimum	Recommended			
ABS	1.5	2.5 - 3.5	2.0-2.5	0.25 - 0.50	0.72
ABS / PC Blend	1.0	2.0 - 3.0	2.0-2.5	0.25 - 0.50	0.80
PA (Nylon 6 / 6.6)	1.5	2.5 - 3.5	2.0-2.5	0.25 - 0.50	0.70
PA 6 30%GF	1.0	2.0 - 3.0	2.0-2.5	0.25 - 0.50	0.83
PBT	1.0	2.5 - 3.5	2.0-2.5	0.25 - 0.50	0.75
PBT 30% GF	1.0	2.0 - 3.0	2.0-2.5	0.25 - 0.50	0.83
PC	1.0	2.0 - 3.0	2.0-2.5	0.25 - 0.50	0.80
PC 30% GF	1.0	2.0 - 3.0	2.0-2.5	0.25 - 0.50	0.85
PE	1.5	2.5 - 3.5	2.0-2.5	0.25 - 0.50	0.72
PET	1.0	2.0 - 3.5	2.0-2.5	0.25 - 0.50	0.75
PET 30% GF	1.0	2.0 - 3.0	2.0-2.5	0.25 - 0.50	0.85
PP	2.0	3.0 - 3.5	2.0-2.5	0.25 - 0.50	0.70
PPO	1.0	2.0 - 3.0	2.0-2.5	0.25 - 0.50	0.85
PS	1.0	2.0 - 3.5	2.0-2.5	0.25 - 0.50	0.75

BOSS Geometry

