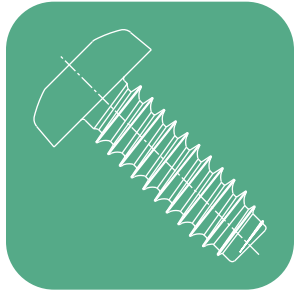
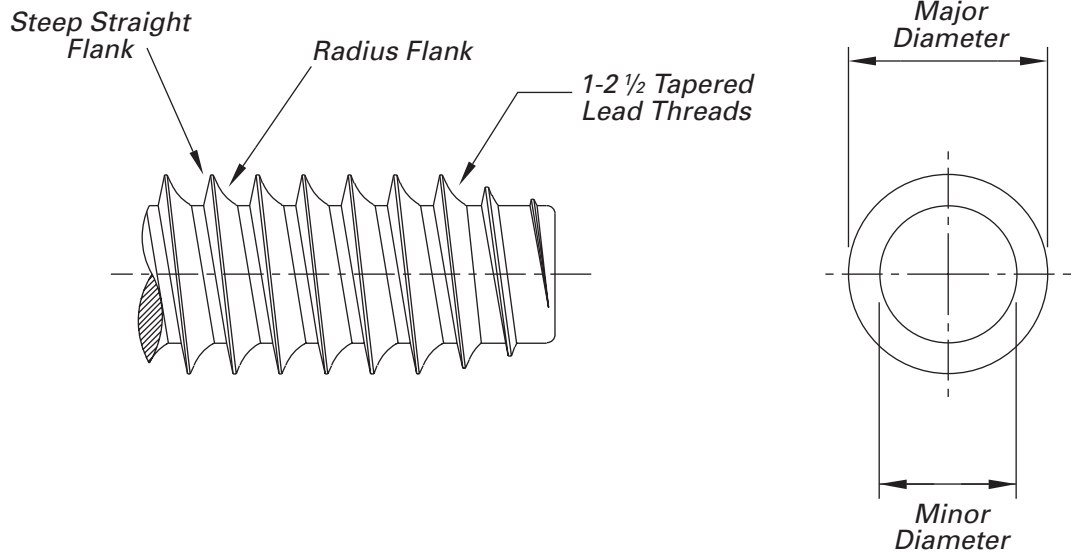


REMFORM® 'F' Fasteners

Screw Dimensions



REMFORM® "F" Screws



Metric Series

SIZE mm	PITCH mm	MAJOR DIA.		MINOR DIA. Min.
		Max.	Min.	
2.0	0.60	2.10	2.00	1.33
2.2	0.70	2.30	2.20	1.36
2.5	0.70	2.60	2.50	1.66
3.0	0.80	3.10	3.00	2.00
3.5	0.95	3.60	3.50	2.33
4.0	1.05	4.10	4.00	2.63
5.0	1.25	5.15	5.00	3.32
6.0	1.40	6.15	6.00	4.06
7.0	1.55	7.15	7.00	5.02
8.0	1.75	8.15	8.00	5.54
10.0	2.25	10.15	10.00	7.02

Dimensions in mm

Inch Series


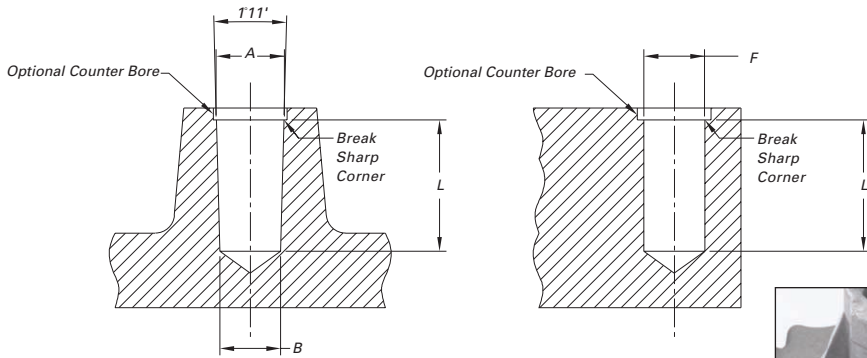
SIZE	PITCH TPI	MAJOR DIA.		MINOR DIA. Min.
		Max.	Min.	
2	40	0.088	0.084	0.055
3	36	0.101	0.097	0.064
4	32	0.114	0.110	0.073
5	30	0.127	0.123	0.082
6	27	0.139	0.135	0.090
8	24	0.167	0.161	0.108
10	21	0.193	0.187	0.126
12	19	0.218	0.212	0.143
1/4"	17	0.253	0.247	0.167
5/16"	14	0.316	0.309	0.210

Dimensions in inches



REMFORM® "F" Fasteners

Hole Size Guidelines for Light Alloy Materials



REMFORM® 'F'Cast Hole Sizes

Metric Series

Screw Size	Hole Diameter				F Hole Dia. as Drilled		L Recommended Length of Thread Engagement	H Boss Dia. Min.	J Distance to Edge for No Measurable Distortion -Min.
	Top - A		Bottom - B		Max.	Min.			
2.0 - 0.60	1.94	1.86	1.83	1.75	1.89	1.81	5.00	3.32	1.4
2.5 - 0.70	2.39	2.31	2.26	2.18	2.32	2.24	6.25	4.15	1.8
3.0 - 0.80	2.84	2.76	2.68	2.60	2.76	2.68	7.50	4.98	2.2
3.5 - 0.95	3.27	3.19	3.09	3.01	3.18	3.10	8.75	5.81	2.5
4.0 - 1.05	3.69	3.61	3.49	3.41	3.59	3.51	10.00	6.64	2.9
5.0 - 1.25	4.67	4.59	4.41	4.33	4.54	4.46	12.50	8.30	3.6
6.0 - 1.40	5.58	5.50	5.27	5.19	5.42	5.34	15.00	9.96	4.2
7.0 - 1.55	6.56	6.48	6.20	6.12	6.38	6.30	17.50	11.62	4.3
8.0 - 1.75	7.45	7.37	7.04	6.96	7.24	7.16	20.00	13.28	5.3
10.0 - 2.25	9.21	9.13	8.69	8.61	8.95	8.87	25.00	16.60	6.4

Dimensions in mm

Inch Series

Screw Size	Hole Diameter				F Hole Dia. as Drilled		L Recommended Length of Thread Engagement	H Boss Dia. Min.	J Distance to Edge for No Measurable Distortion -Min.
	Top - A		Bottom - B		Max.	Min.			
2-40	0.080	0.077	0.076	0.073	0.078	0.075	0.215	0.143	0.061
3-36	0.092	0.089	0.087	0.084	0.089	0.086	0.248	0.164	0.070
4-32	0.103	0.100	0.097	0.094	0.100	0.097	0.280	0.186	0.079
5-30	0.115	0.112	0.109	0.106	0.112	0.109	0.313	0.208	0.088
6-27	0.126	0.123	0.119	0.116	0.122	0.119	0.345	0.229	0.096
8-24	0.151	0.148	0.142	0.139	0.146	0.143	0.410	0.272	0.114
10-21	0.174	0.171	0.164	0.161	0.169	0.166	0.475	0.315	0.131
12-19	0.196	0.193	0.185	0.182	0.191	0.188	0.540	0.359	0.148
1/4-17	0.229	0.226	0.216	0.213	0.222	0.219	0.625	0.415	0.171
5/16-14	0.286	0.283	0.270	0.267	0.278	0.275	0.781	0.518	0.212

Dimensions in inches